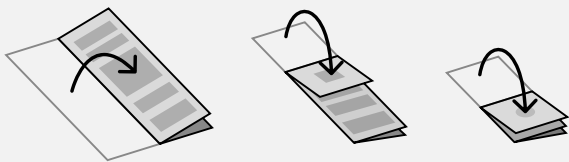



Receive · Deposit
WALLET ADDRESS

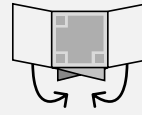


WALLET ADDRESS
Receive · Deposit



Place the printed side face down and fold in half lengthwise. With the backup code facing up, fold the upper third along the dotted line to the markers. Fold again in the same direction, aligning the lower corners.

Lace paper wallet
www.lace.io



Hold the QR code flat, without tilting, and ensure the entire code fits within the frame.
For help visit www.lace.io/faq



Wallet Recovery

Scan the QR code as instructed during wallet recovery in Lace. Contents are encrypted using your PGP keys. After restoration your paper wallet remains valid, keep it safely stored.


PGP key name

Bug bounty PGP key



ENCRYPTED RECOVERY

Backup · Restore



Receive Funds

This QR code contains your wallet public address, which you can share to receive assets.

Wallet address

```
addr1q8ux8rys523snm7andk020rttejuksyjsmp5  
vyye7vmax000359r9tz3n4ae7hwk0ykimuj6577u3  
glyrh2q65se2cxqha62d7
```



Lace wallet name

Paper wallet bug bounty wallet

Paper wallet created on

August 13, 2024